

Member's Guide to my.OE-A – the member area of OE-A

Benefits of the exclusive Members Area
How to register?

OE-A
Frankfurt, Germany
www.oe-a.org
daria.knoth@oe-a.org

A working group within



Exclusive services for members only!



Benefits of the exclusive Members Area:

- » You will get access to all valuable contents and downloads such as
 - Minutes of the OE-A Meetings
 - Presentations of OE-A Seminars at Trade Shows and Conferences
 - Presentations and Streamings of our OE-A Web-Seminars
 - Documents of our OE-A Working Groups, e.g. the OE-A Roadmap White Paper
 - Information material on OE-A

My.OE-A – How to register?

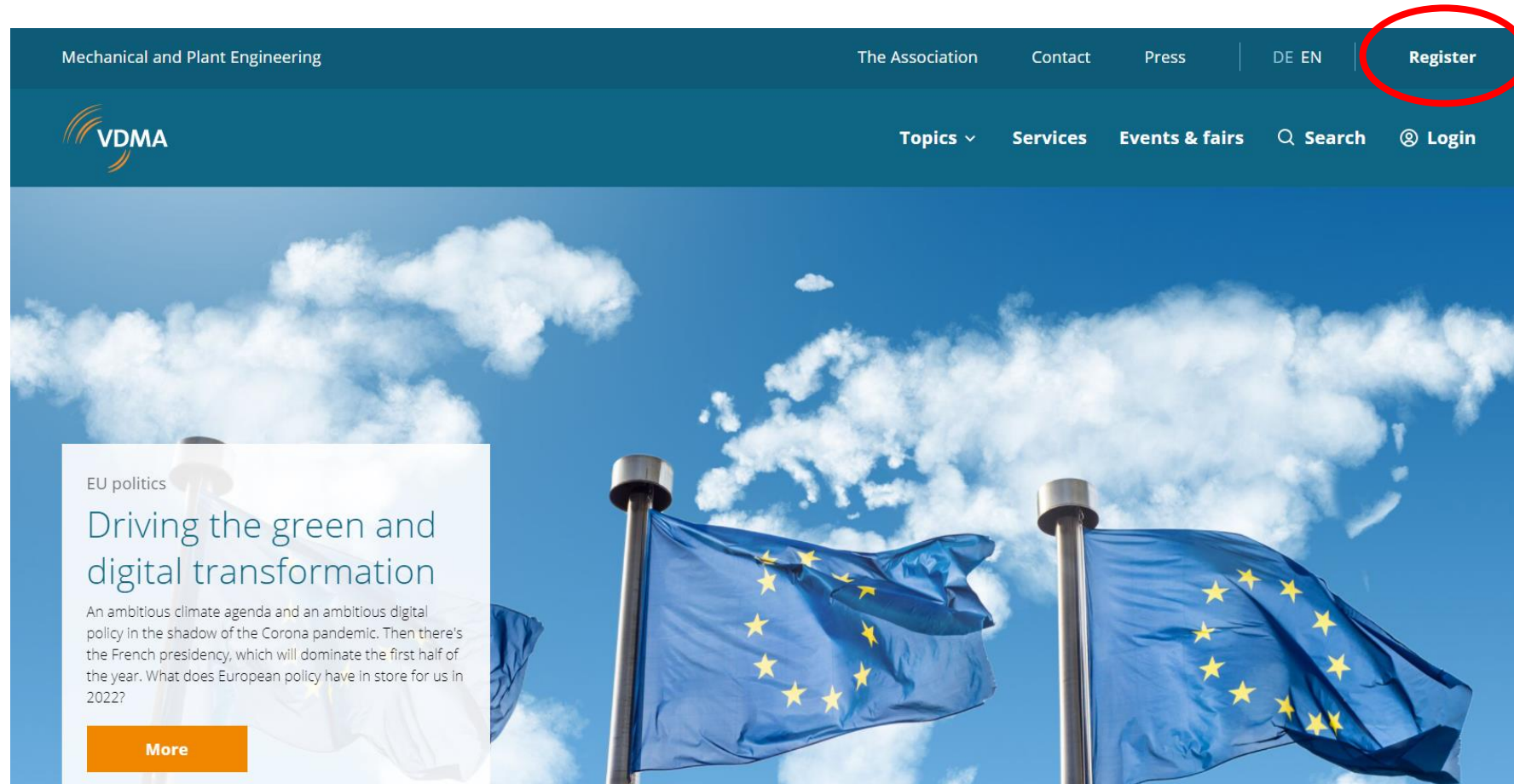


Important information:

We use **MS Teams** as a basis for my.OE-A. To enter the my.OE-A platform a **VDMA log-in is mandatory to get connected with the VDMA tenant/environment.** Therefore, we would like to ask you to create a VDMA log-in (in case you do not have one, yet), when logging-in the first time. Please follow the steps on the next pages to get connected with my.OE-A.



1. Open <https://vdma.org> and click on "Register"



2. Fill out the myVDMA registration form, accept the privacy policy and complete the process by clicking on “register”

Registration myVDMA - Your details

Personal data

☐ Mr. ☐ Ms.

Title (optional) ▼

First name

Last name

Email (business) ⓘ

Telephone (business)

Please note:

creating a VDMA log-in only works out with your **personal company e-mail address** (no private e-mail address).

☐ I hereby accept the data protection regulations.

Cancel Register

General information about the scope of the processing of your personal data and about your data protection rights can be found under <https://www.vdma.org/privacy>.

3. Confirm your registration



You will receive an email from the VDMA to verify your e-mail address.

After verification, the data provided will be checked and you will receive a final confirmation of your registration by e-mail.

Note: Occasionally, the registration confirmation may end up in your spam folder!

If you have any questions, please contact:
daria.knoth@oe-a.org



4. Wait for the next day

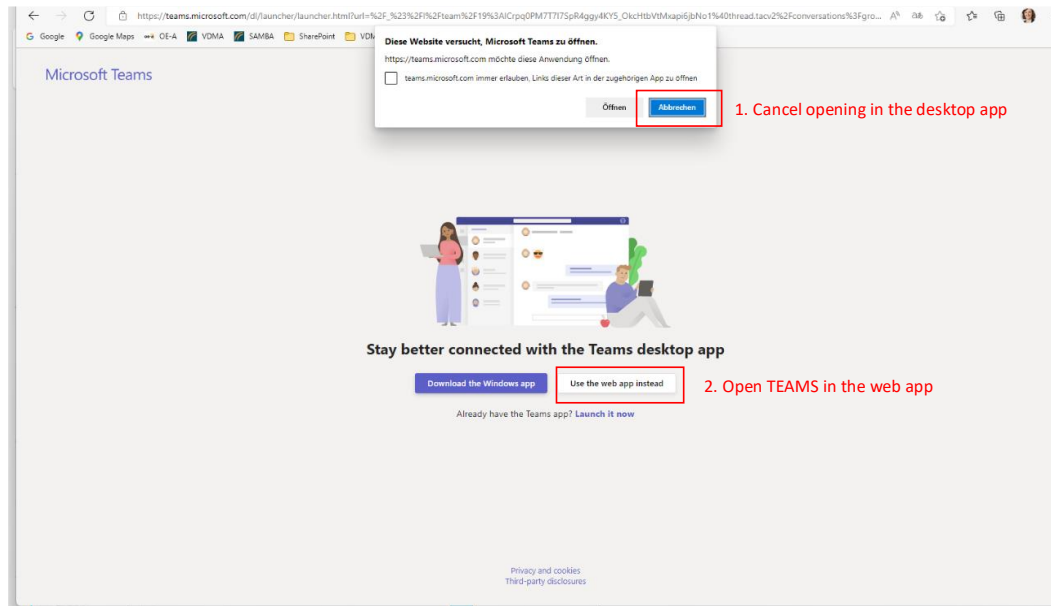
Please wait for the next day until your data is synchronized and imported into all systems.

If there is any document(s) you need urgently, please contact daria.knoth@oe-a.org

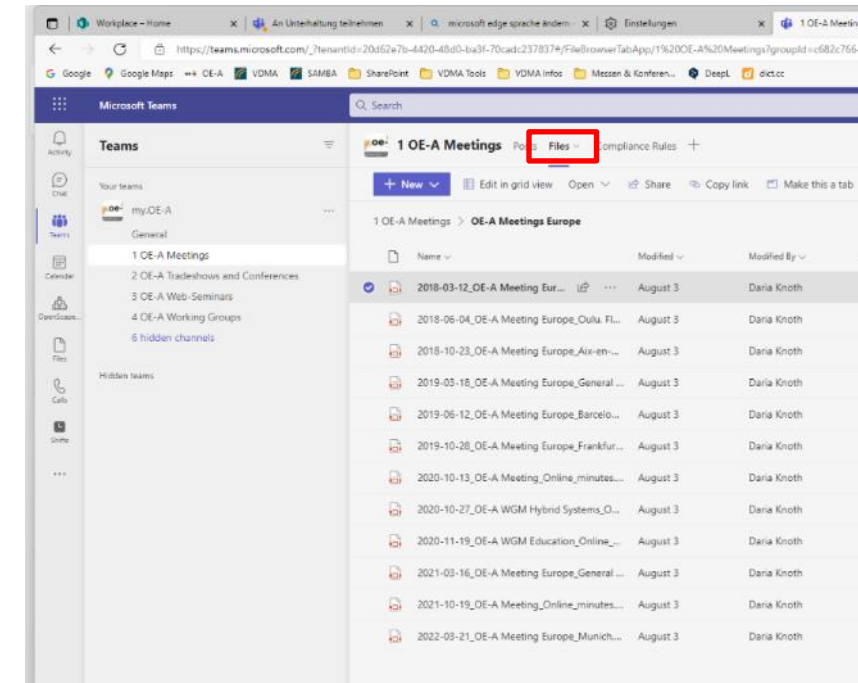
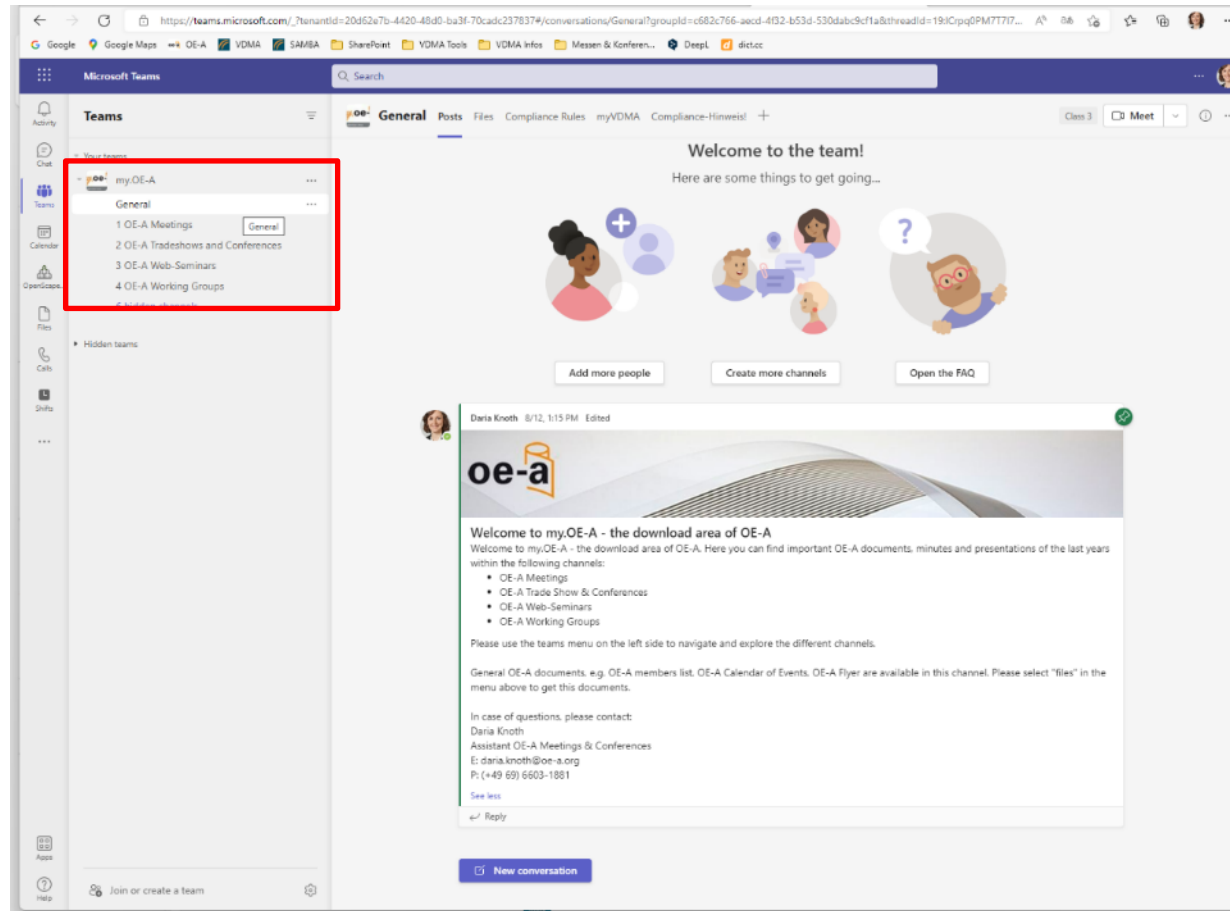


5. Open my.OE-A in the web app

- » Copy the following link to your internet browser:
https://teams.microsoft.com/l/team/19%3aIcRpg0PM7T7I7SpR4ggy4KY5_OkCHtbVtMxapi6jbNo1%40thread.tacv2/conversations?groupId=c682c766-aecd-4f32-b53d-530dabc9cf1a&tenantId=20d62e7b-4420-48d0-ba3f-70cadc237837
- » Cancel opening TEAMS in the desktop app
- » Open TEAMS in the web app instead



6. Browse the my.OE-A channels and download documents



Your team at the OE-A



Dr. Klaus Hecker
Managing Director

P: +49 (0)69 66 03-13 36
E: klaus.hecker@oe-a.org



Isabella Treser
Press & Public Relations

P: +49 (0)69 66 03-18 96
E: isabella.treser@oe-a.org



Theresa Manns
Press & Public Relations, Assistant

P: +49 (0)69 66 03-18 81
E: theresa.manns@oe-a.org



Maria Espinosa Poma
**Trade Shows, OE-A Web-Seminars and
Business Climate Survey, Assistant**

P: +49 (0) 69 66 03-17 37
E: maria.espinosapoma@oe-a.org



Karen Strauch
Member Services, Assistant

P: +49 (0)69 66 03-18 78
E: karen.strauch@oe-a.org



Daria Knoth
OE-A Meetings & Conferences, Assistant

P: +49 (0)69 66 03-18 81
E: daria.knoth@oe-a.org